

The content of this PowerPoint does not reflect the official opinion of the European Union. Responsibility for the information and views expressed in the PowerPoint lies entirely with the author(s).

# DISCUS PROJECT

## BELGIAN NATIONAL DRAFT REPORT

Madrid Workshop – July 3, 2019

F. Naedenoen  
M. Franssen



This action has received funding from the European Union (DG Employment, Social Affairs and Inclusion)



# INTRODUCTION

# METHODOLOGY

Written in June 2019

Data based on

Litterature review

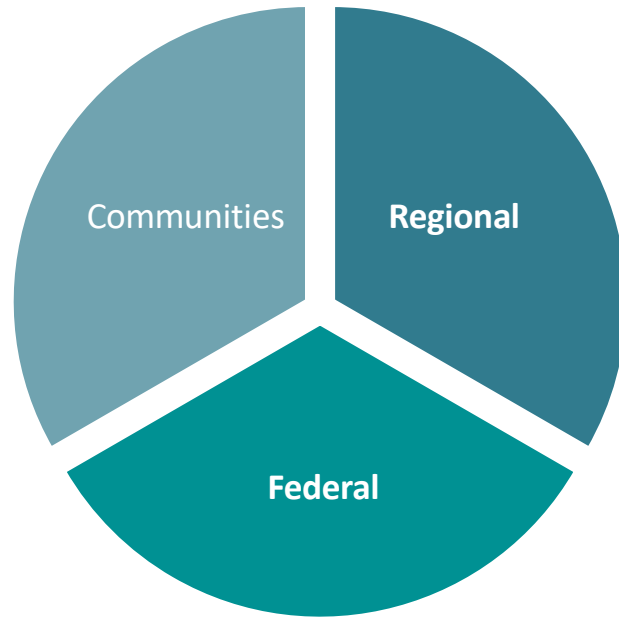
Preliminary  
interviews

Digital Wallonia  
representative

Walloon section of the  
Construction Confederation  
representative

# INSTITUTIONS

Belgium is a federal state whose competencies are divided between



## REGIONS

Brussels

Flanders

Wallonia

## INITIATIVES

digital  
wallonia  
.be

construction  
4.0

## INSTITUTIONS



CE VO FORA



**VOLTA**  
KRUIPUNT VAN ELEKTROTECHNIEK  
CARREFOUR DE L'ELECTROTECHNIQUE

**LENTIC**  
Technology - Innovation - Change



## INITIATIVES

DIGITAL  
Belgium



**HEC LIÈGE**  
Management School - Liège Université

# INDUSTRIAL RELATIONS & SOCIAL DIALOGUE

# ACTORS

## NATIONAL AND REGIONAL

### EMPLOYERS REPRESENTATIVES



### UNIONS



## CONSTRUCTION INDUSTRY

### EMPLOYERS REPRESENTATIVES



### UNIONS



# ROLE OF SOCIAL DIALOGUE IN SUPPORT OF DIGITALISATION AND INNOVATION

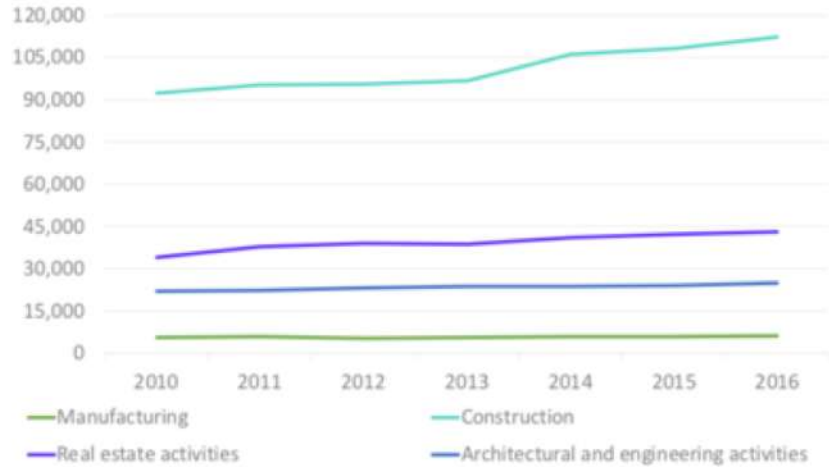
- **At national level (cross-sectors)**
  - Biannual Interprofessional Agreement states that digitalisation is a challenge to be actively tackled by social partners through several activities :
    - Diagnosis of the national situation
    - Workshops with experts
    - Joint statements
- **At sectoral level**
  - Employer analysis (Construction Confederation National Report)
  - Union side: ?

# MAJOR TRENDS



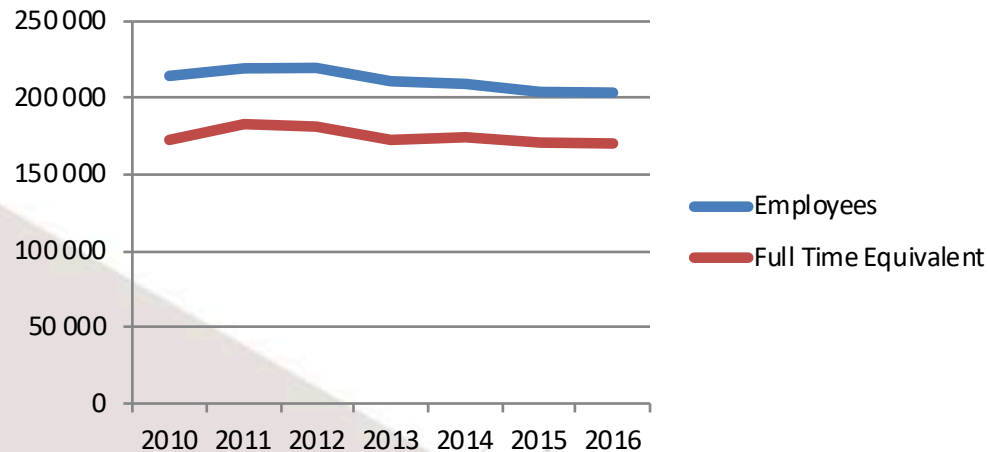
# ECONOMIC AND EMPLOYMENT TRENDS

**Number of enterprises in the construction sector (BE, 2010-2016)**

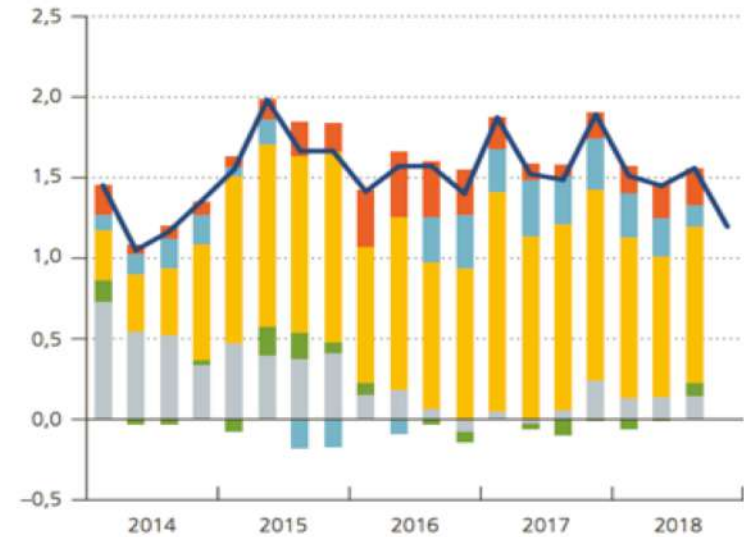


Source: Eurostat. 2017.

**Number of employees in the construction sector (BE, 2010-2016)**



**Relative contribution of the construction industry in the national added value growth (BE, 2014-2018)**

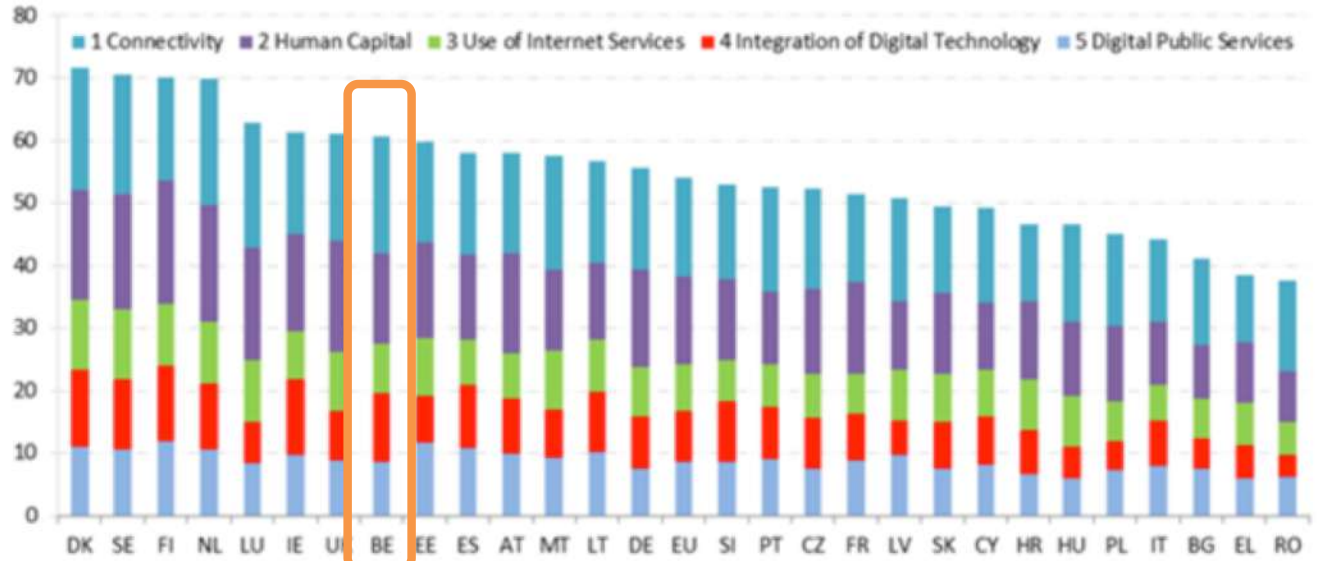


- Industrie (hors construction)
- Construction
- Services marchands
- Services non marchands
- Autres<sup>1</sup>
- PIB<sup>2</sup>

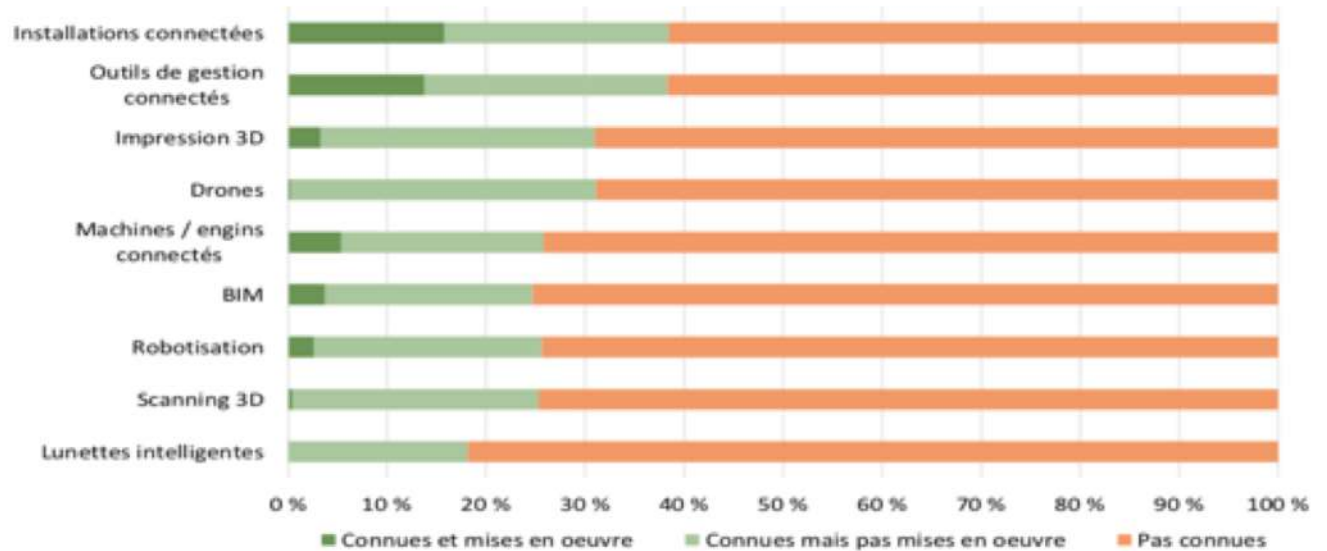
Sources: ICN, BNB.

# DIGITAL INNOVATIONS

Digital Economy and Society Index (DESI) 2018 ranking



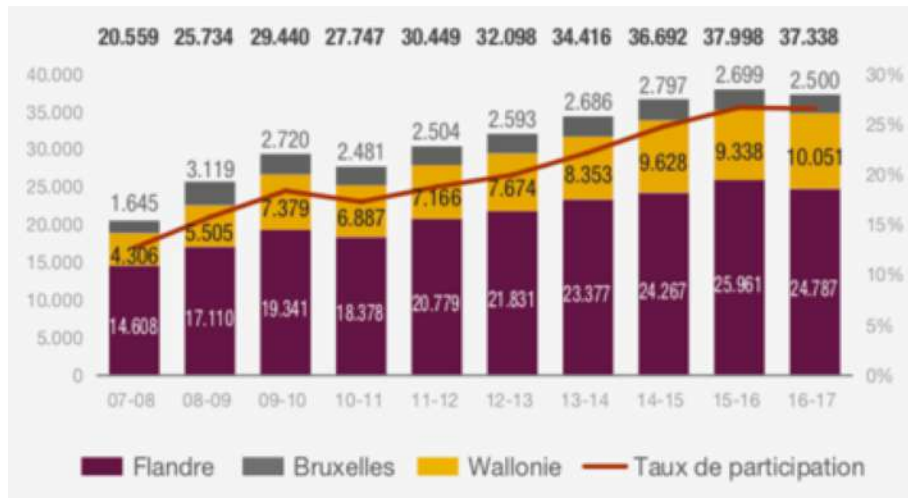
Knowledge and application of numerical technologies for construction (BE, 2016)



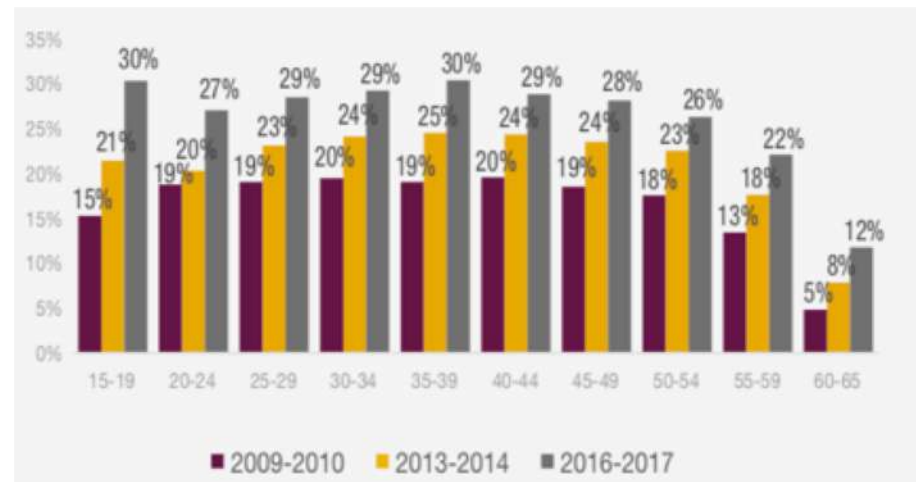
Source : Confédération Construction (enquête auprès des membres)

# TRAINING ACTIVITIES

## Blue collar workers – evolution of participation per region



## Blue collar workers – evolution of participation per age group and region



# KEY PRELIMINARY FINDINGS

Construction industry is a key player at national level but its contribution to national added value growth is low

Digitalisation is still not a main concern for most of the construction companies, with few early adopters (big companies)

Digitalisation is at the agenda of social partners at national and sectoral (at least employer side) levels

**THANK YOU !**

fnaedenoen@uliege.be  
marine.franssen@uliege.be